

Jane Austen's

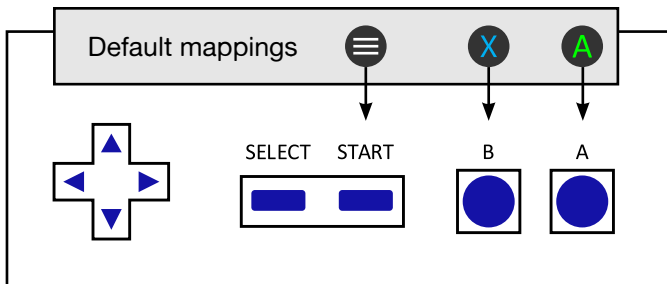
8-BIT ADVENTURE



Instruction Booklet for PC

Controls

This game was designed for a NES-style controller, and this booklet describes the game by using NES button names. The following pages show default mappings for an Xbox controller and keyboard. You may configure your controller's assigned mappings using the Settings menu (see page 19).



Walk left and right



Go up stairs, Enter doors, Read signs



Go down stairs, Crouch

START

Pause game



Action



Jump

Keyboard Controls

◀	Walk left	A Key
▶	Walk right	D Key
▲	Go up stairs, Enter doors, Read signs	W Key
▼	Go down stairs, Crouch	S Key
START	Pause game	SPACE Key
B	Action	K Key
A	Jump	L Key

Press **ALT-ENTER** or **F11** to toggle fullscreen or window mode.

Press **ALT + (number 2 – 9)** to set window scale.

Press the **ESC** key to access the settings menu.

Press the **ENTER** key to select an item in the settings menu.


Use the **ARROW** keys to navigate the settings menu.

Story


Jane Austen, English novelist, finds herself in an 8-bit video game, where characters from her novels are causing mischief. These characters have stolen Miss Austen's books from the 8-bit library, ripping out the pages they most despise. Jane must now retrieve the missing pages and books and return them to the library!

Mission

Early in the game, you'll meet the librarian. You'll then leave the library through the green door to enter the first stage. Collect the four missing pages, and then defeat one of Miss Austen's characters to reclaim the stolen book. Talk to the librarian again and continue to the next stage.



A missing page



The library

Getting started

On the title screen:

Choose **NEW GAME** to begin a new game.

or

Choose **CONTINUE** and enter a password to resume playing an in-progress game.

or

Choose **OPTIONS** to configure the game's difficulty and sound settings.



Options

You can adjust the following:

Difficulty:

Normal – Jane's max health is 10

Hard – Jane's max health is 5

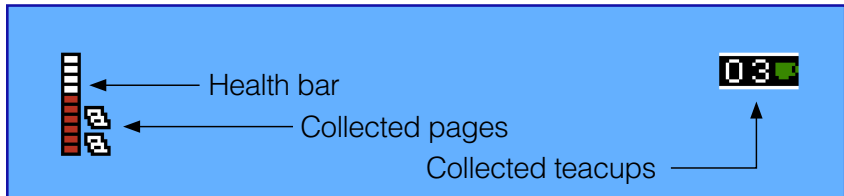
Dire – Jane's max health is 1

Casual – Jane cannot be hurt by enemies

Music: On / Off

Sound Effects: On / Off

Status



The **health bar** indicates Jane's health.
Lose all your health and you'll need to try again.

Jane needs to collect four **pages** on each stage.


Teacups are used to perform certain actions.
Collect as many as you can!


Items

Items can be found in

vases , **candles** , and **baskets** .

Attack these containers to release items.

 **Teacups** give the player the power to perform special attacks.


 **Hearts** restore the player's health.

 **Coffee** makes the player temporarily invincible.

Jumping

Tap **A** for a short jump.

Hold **A** for a higher jump.



Press **▼** + **A** to jump down through a platform.


Using the Quill

Press **B** to attack with the quill.



Quill Attack

Press **▲ + B** to throw the quill.
Each throw uses one teacup.



Thrown Quill

Stairs, Signs, and Doors

Press ▲ at the foot of a staircase to ascend.


Press ▼ at the top of a staircase to descend.

Press ▲ to read a sign or talk to a character.


Press ▲ to enter a door.



Stairs



Door



Sign

Abilities

As Jane progresses, she'll gain new abilities which aren't available at the start of the game.

Run


Hold **B** while pressing ◀ or ▶

Running allows Jane to move twice as fast and make longer jumps.

Air Dash

While in the air, press **A**


Air dashing propels Jane forward during a jump.



Fireball

Press ▼◀▶ + B or ▼▶◀ + B

Throwing a fireball attacks all enemies in a line.
A fireball uses one teacup.



Ground Strike

While in the air, press ▼ + A


Performing a ground strike sends Jane straight down and defeats most enemies directly beneath her. It also sends out shock waves that hit nearby enemies. A ground strike uses one teacup.



Writer's Block

Press ▼ ▲ ▼ + B

This rains down blocks of destruction from the sky, defeating most enemies. Writer's block requires ten teacups.



Locksmith

Once acquired, press ▲ to open doors that were previously locked.

Remember: These abilities aren't available from the start of the game! Jane will gain a new ability after each completed stage.

Passwords

After completing a stage, talk to the librarian to get your password.

Later, you can enter this password on the title screen to resume playing from where you left off.

Note: In the PC version of the game, the password is automatically saved every time you enter the library. When you choose to continue from the title screen, the password will already be filled out for you.



Librarian - Providing Password



Title Screen - Enter Password

Settings

Press the **View Button**  or **ESC** key to open the Settings Menu.

This menu allows you to configure buttons and video settings, reset the game, and quit the game.

Settings

- ▶ Continue Game
- Configure Buttons
- Configure Video
- Reset Game
- Quit Game

⬆/⬇ Select ⬇/⬆ Back

Configure Buttons

- ▶ Configure All
- Jump ⬆
- Action ⬇
- Select ⬇
- Start ≡

Return to Menu

⬆/⬇ Select ⬇/⬆ Back

Configure Video

- ▶ Mode < Window >
- Scale < 3x >
- Vsync < On >

Return to Menu

⬆/⬇ Select ⬇/⬆ Back

Credits

Lead Developer: Matthew Justice
Jane Austen Consultant: Suzy Justice
Developer: Somak Mitra
Student Developer: Ava Justice
Promotional Artist: Joel Wommack
Primary Tester: Micah Justice
Testers: Samir Shahid
Grant Borthwick
Ashley Thomas
David Cole
Eugene Myers

Special Thanks: Eden Justice
Ivy Justice
nesdev.org

Public Domain Music: Rakes of Rochester
My Lord Byron's Maggot
The Salamanca Castanets

All Other Music: © 2023 Matthew Justice

Classic literature meets classic gaming in Jane Austen's 8-bit Adventure! This 2D platformer stars Jane Austen, English novelist, who finds herself in an 8-bit video game.

- Battle characters from Jane Austen's novels!
- Explore 8-bit England!
- Defeat enemies with a quill!
- Restore Miss Austen's books to the 8-bit library!

