



Birmingham Cross City Line



Contents

[1. Route Map](#)

[2. Rolling Stock](#)

[2.1 Class 323](#)

[2.2 Class 350 Desiro](#)

[3. Driving the Class 323](#)

[3.1 Cab Controls](#)

[3.2 Keyboard Guide](#)

[4. Driving the Class 350 Desiro](#)

[4.1 Cab Controls](#)

[4.2 Keyboard Guide](#)

[5. Scenarios](#)

[10.1 Career Scenarios](#)

[10.2 Railfan Mode Scenarios](#)

[6. Setting Destinations](#)

[7. Acknowledgements](#)

Whilst we do our utmost to reproduce sounds that are accurate and true-to-life, sometimes these sounds may not completely tally with the user's expectation. Due to the nature of the simulation, it is often not possible to reproduce a completely accurate soundscape for a variety of reasons such as limitations with our current technology and occasional inability to gain meaningful access to the locomotives being created. You should therefore regard the audio reproduction for our locomotives as authentic interpretations rather than perfect recreations.

1 Route Map



2 Rolling Stock

2.1 Class 323



2.2 Class 350 Desiro




3 Driving the Class 323

Cab Controls




1	Saloon Lights On
2	Saloon Lights Off
3	Drivers Blind



1	Master Key
2	Reverser
3	Combined Power and Brake Handle
4	Emergency Brake Set/Reset
5	Tail Light Switch
6	Marker Light Switch
7	Pantograph Up/Reset
8	Pantograph Down
9	Signal Bell/Buzzer



1	Hazard Lights
2	Sander
3	AWS Reset
4	Air Conditioner Switch
5	Wiper Switch (Slow Off Fast)
6	Cab Heater Switch
7	Fan Switch
8	Warning Horn
9	Screen Demister
10	Cab Light Switch
11	Pass Comm Alarm




1	DRA Set/Reset
2	Driver Safety Device Foot Pedal

Class 323 Keyboard Guide

Action	Key	Key
Throttle / Brake	A	D
Reverser (Master Key Must be activated before this is moved)	W	S
Pantograph	P	Shift + P
AWS Reset	Q	
Sander	X	
Headlights	H	Shift + H
Wipers	V	Shift + V
Driver Safety Device / Vigilance Alert Reset	E	
Horn Low	Spacebar	
Horn High	B	
Cab Light	L	
Destination Up/Down	F7	F8
Master Key (This must be activated before the reverser is moved)	Shift + W	
Emergency Brake Set/Reset	Backspace	
DRA Set/Reset (Throttle Must be in Idle OR Brake position to reset)	Y	
Driver Safety Device / Vigilance Alert On/Off	Ctrl + D	
Tail Lights	K	
Signal Bell/Buzzer	C	

4 Driving the Class 350

Cab Controls



1	Signal Bell
2	Master Key
3	Combined Power / Brake Handle
4	DRA
5	Pantograph Control
6	Reverser
7	Sander
8	Dimmer
9	Cab Lights
10	Marker/Head Lights
11	Tail Light Override
12	Hazard Lights
13	AWS Acknowledgement
14	Horn Lever



1	Fault Indication Panel
2	Driver's Blind



1	Destination Up Button
2	Destination Down Button
3	Emergency Brake

Class 350 Keyboard Guide

Action	Key	Key
Throttle / Brake	A	D
Reverser	W	S
Pantograph	P	Shift + P
AWS Reset	Q	
Sander	X	
Headlights	H	Shift + H
Wipers	V	Shift + V
Horn Low	Spacebar	
Horn High	B	
Signal Bell	C	
Engine Start	Z	
Desk Light	L	
Instrument Lights	I	
Destination Up/Down	Ctrl + 5	Shift + I
Master Key	Shift + W	Ctrl + 6
Handbrake	/	
Emergency Brake	Backspace	
DRA	Y	
DSD Vigilance Alarm Reset	E	
DSD Vigilance Alarm On/Off	Ctrl + D	

CLASS 350 DESTINATION CODES

	First Line	Second Line
01	Bedford	
02	Birmingham	Moor Street
03	Birmingham	New Street
04	Birmingham	Snow Hill
05	Coventry	
06	Cradley Heath	
07	Crewe	
08	Depot	
09	Hereford	
10	Kidderminster	
11	Leamington Spa	
12	Ledbury	
13	Lichfield	
14	Liverpool	Lime Street
15	London Euston	
16	Lye	
17	Milton Keynes	Central
18	Northampton	
19	Not in Service	
20	Nuneaton	
21	Redditch	
22	Rugby	
23	Rugeley	Trent Valley
24	Shrewsbury	
25	Special	
26	Stafford	
27	Stoke on Trent	
28	Stourbridge	
29	Stratford	Upon Avon
30	Walsall	
31	Watford	Junction
32	Wolverhampton	
33	Worcester	Foregate Street
34	Worcester	Snub Hill
35	Tring	
36	Birmingham	International
37	St. Albans	Abbey
38	Bletchley	
39	Dorridge	
40	Whitlocks End	

5 Scenarios

Career Scenarios

- 1. Early Bird
- 2. Morning Rush Hour
- 3. Up & Down to the Valley
- 4. Across the City
- 5. Snow Joke
- 6. Last Train to Longbridge

Railfan Mode Scenarios

Railfan Mode provides a unique chance to observe and enjoy the operations of trains without the pressure and involvement of driving them. Railfan Mode scenarios are positioned at various key points along the route and provide camera functionality to sit back and watch the action unfold.

The following scenarios are located on the Drive screen under the **Standard** tab:

- [Railfan] Aston
- [Railfan] Barnt Green
- [Railfan] Bournville

6 Setting Destinations

Follow these steps to set the starting destination of the Class 323 EMU.

Using the Scenario Editor, place your consist, adding the “Driver” icon to the leading vehicle of (For example) a 3 carriage consist, double-click on the vehicle with the “Driver” Icon above it. The dialog box (Pictured Right >) in the upper-right of the screen will pop out displaying the vehicle numbering settings.

The format of the vehicle number is defined in the following format: “**Train Number**” ;**Dest=** “**Destination Number**”

For example:

323211;Dest=3

This relates to Unit Number 323211 With the destination of Barnt Green.

To set a destination across a 6 carriage consist, simply change the last two digits. For example, if you wish to set a starting destination of ‘Not in Service’ change the last two digits to 53, or if you prefer not to have any destination displayed at all, change the last two digits to 54.

The destination will update and display once you click Play to start the scenario.



CLASS 323 DESTINATION CODES

	First Line	Second Line
1	Aston	
2	Aston	Football Train
3	Barnt Green	
4	Birmingham International	
5	Birmingham International	Via Birmingham New St
6	Birmingham New Street	
7	Birmingham New Street	Via Walsall
8	Blake Street	
9	Blake Street	Via Birmingham New St
10	Bournville	
11	Bromsgrove	
12	Coventry	
13	Coventry	Via Birmingham New St
14	Crewe	
15	Five Ways	
16	Four Oaks	
17	Four Oaks	Via Birmingham New St
18	Hednesford	

19	Kings Norton	
20	Lichfield City	
21	Lichfield City	Semi Fast
22	Lichfield City	Via Birmingham New St
23	Lichfield Trent Valley	
24	Lichfield Trent Valley	Semi Fast
25	Lichfield Trent Valley	Via Birmingham New St
26	Longbridge	
27	Longbridge	Semi Fast
28	Longbridge	Via Birmingham New St
29	Northampton	
30	Nuneaton	
31	Perry Barr	
32	Rugeley Trent Valley	
33	Redditch	
34	Redditch	Semi Fast
35	Redditch	Via Birmingham New St
36	Rugby	
37	Runcorn	
38	Stafford	
39	Stafford	Via Wolverhampton
40	Stoke-on-Trent	
41	Tamworth	
42	University	
43	Walsall	
44	Walsall	Semi Fast
45	Walsall	Via Birmingham New St
46	Witton	
47	Witton	Football Train
48	Wolverhampton	
49	Wolverhampton	Via Walsall
50	Wolverhampton	Via Birmingham New St
51	Wylde Green	
52	Football Special	
53	Not In Service	
54	Blank	
55	London Euston	
56	Depot	
57	Motor Show	Special

7 Acknowledgements

Francesc Sabate Villaret

Scenario Builder

Steve Potter

Daniel Barnett

Xavier Guerra

Route Builder

Gameshastra Ltd

Kevin McGowan

Station/Asset Builder

Waggonz

Class 323 Cab

Ricardo Rivera

Class 323 Modelling

D. Sealey

Soho Light Maintenance Depot

Dan Holmes (Scripting)

Armstrong Powerhouse (Wiper Audio)

Special Thanks / Reference

Dovetail Games Beta Testing Team

©2021 Dovetail Games ("DTG"), a trading name of RailSimulator.com Limited. "Dovetail Games", "RailSimulator.com" and the "Dovetail Games Train Simulator" logo are trademarks or registered trademarks of DTG. All other copyrights or trademarks are the property of their respective owners. All rights reserved.

